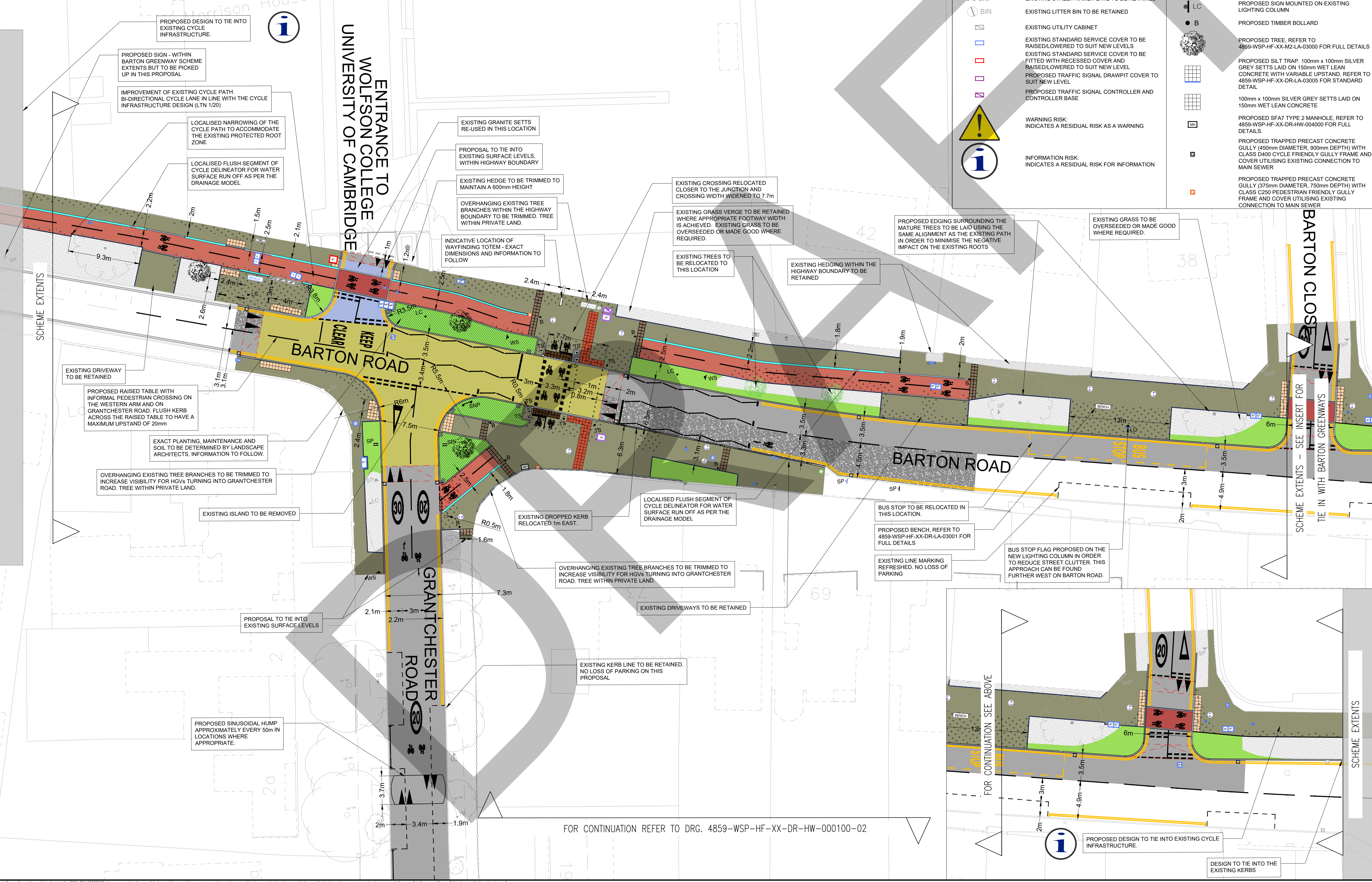


- NOTES:
- WHERE FLUSH KERBS ARE PROPOSED AT RAISED TABLES A MINIMUM OF 20mm KERB UPSTAND IS TO BE MAINTAINED.
 - PLEASE REFER TO THE TRAFFIC SIGNAL DESIGN PACK FOR FULL DETAILS OF THE SIGNAL WORKS TO BE UNDERTAKEN.
 - PLEASE REFER TO THE LIGHTING DESIGN PACK FOR FULL DETAILS OF THE LIGHTING WORKS TO BE UNDERTAKEN.
 - PLEASE REFER TO THE STRUCTURES DESIGN PACK FOR FULL DETAILS OF THE STRUCTURAL WORKS TO BE UNDERTAKEN.
 - PLEASE REFER TO THE ARCHITECTURAL LANDSCAPE DRAWINGS FOR MORE INFORMATION ON THE PROPOSED PLANTING AND STREET FURNITURE ARRANGEMENT.
 - PLEASE REFER TO THE CAMBRIDGESHIRE COUNTY COUNCIL HOUSING ESTATE CONSTRUCTION SPECIFICATION FOR FULL CONSTRUCTION METHODS AND BUILD UPS REFERENCED IN THE KEY.

- KEY
- EXISTING GULLY FRAME AND COVER TO BE REMOVED AND REPLACED WITH CLASS D400 CYCLE FRIENDLY GULLY FRAME AND COVER
 - RELOCATED EXISTING TREE
 - RELOCATED BENCH
 - EXISTING GRASS TO BE RETAINED
 - EXISTING LINE MARKING TO BE RETAINED
 - EXISTING WALL TO BE RETAINED
 - EXISTING TREE TO BE RETAINED
 - EXISTING GULLY TO BE RETAINED
 - EXISTING SIGN AND POST TO BE RETAINED
 - EXISTING LAMP COLUMN TO BE RETAINED
 - EXISTING POST TO BE RETAINED
 - EXISTING TELEPHONE POLE TO BE RETAINED
 - EXISTING STREET NAME PLATE TO BE RETAINED
 - EXISTING LITTER BIN TO BE RETAINED
 - EXISTING UTILITY CABINET
 - EXISTING STANDARD SERVICE COVER TO BE RAISED/LOWERED TO SUIT NEW LEVELS
 - EXISTING STANDARD SERVICE COVER TO BE FITTED WITH RECESSED COVER AND RAISED/LOWERED TO SUIT NEW LEVEL
 - PROPOSED TRAFFIC SIGNAL DRAWPIPT COVER TO SUIT NEW LEVEL
 - PROPOSED TRAFFIC SIGNAL CONTROLLER AND CONTROLLER BASE
 - WARNING RISK: INDICATES A RESIDUAL RISK AS A WARNING
 - INFORMATION RISK: INDICATES A RESIDUAL RISK FOR INFORMATION

- KEY
- PROPOSED 200mm TRAPEZOIDAL STRIP LAID ON 150mm CONCRETE AS PER THE HERCS STANDARDS
 - PROPOSED RAMP
 - PROPOSED SINUSOIDAL HUMPS
 - PROPOSED YELLOW LINE MARKING
 - PROPOSED WHITE LINE MARKING
 - PROPOSED SHARED PATH ROUNDEL LINE MARKING
 - PROPOSED CYCLE STANDS
 - PROPOSED SIGN AND POST
 - PROPOSED WAYFINDING SIGN - SHOWN INDICATIVELY
 - PROPOSED TRAFFIC SIGNAL, PLEASE REFER TO 4859-WSP-HF-XX-DR-SG-01250 FOR FULL DETAILS
 - PROPOSED BUS STOP FLAG
 - PROPOSED STREET NAME PLATE
 - PROPOSED LIGHTING COLUMN, PLEASE REFER TO 4859-WSP-HF-XX-DR-LI-001302 FOR FULL DETAILS
 - PROPOSED SIGN MOUNTED ON EXISTING LIGHTING COLUMN
 - PROPOSED TIMBER BOLLARD
 - PROPOSED TREE, REFER TO 4859-WSP-HF-XX-M2-LA-03000 FOR FULL DETAILS
 - PROPOSED SILT TRAP: 100mm x 100mm SILVER GREY SETTS LAID ON 150mm WET LEAN CONCRETE WITH VARIABLE UPSTAND, REFER TO 4859-WSP-HF-XX-DR-LA-03005 FOR STANDARD DETAIL
 - 100mm x 100mm SILVER GREY SETTS LAID ON 150mm WET LEAN CONCRETE
 - PROPOSED SFAT TYPE 2 MANHOLE, REFER TO 4859-WSP-HF-XX-DR-HW-004000 FOR FULL DETAILS
 - PROPOSED TRAPPED PRECAST CONCRETE GULLY (450mm DIAMETER, 300mm DEPTH) WITH CLASS C250 PEDESTRIAN FRIENDLY GULLY FRAME AND COVER UTILISING EXISTING CONNECTION TO MAIN SEWER
 - PROPOSED TRAPPED PRECAST CONCRETE GULLY (375mm DIAMETER, 750mm DEPTH) WITH CLASS C250 PEDESTRIAN FRIENDLY GULLY FRAME AND COVER UTILISING EXISTING CONNECTION TO MAIN SEWER

- KEY
- FULL RECONSTRUCTION: PROPOSED 40mm THICK CAMBRIDGESHIRE ASPHALT SURFACE COURSE (CLAUSE 12.03) ON 190mm AC 20 DENSE BIN OR RECOMPACT EXISTING TYPE 1 SUB BASE TO CLAUSE 803
 - PROPOSED 40mm THICK CAMBRIDGESHIRE ASPHALT SURFACE COURSE (CLAUSE 12.03) ON 65mm AC 20 DENSE BIN
 - PROPOSED FOOTWAY ASPHALT: 25mm THICK AC6 DENSE SURF LAID ON 60mm THICK AC14 CLOSE SURF DENSE ASPHALT CONCRETE EXISTING TYPE 1 SUB BASE TO BE RECOMPACTED TO CLAUSE 803
 - PROPOSED BUFF 65mm THICK TACTILE PAVING ON 25mm SAND CEMENT MORTAR BED LAID ON 60mm BINDER COURSE. EXISTING TYPE 1 SUB BASE TO BE RECOMPACTED TO CLAUSE 803
 - PROPOSED BUFF 65mm THICK TACTILE PAVING ON 25mm SAND CEMENT MORTAR BED LAID ON 60mm BINDER COURSE AND 150mm TYPE 1 SUB BASE
 - PROPOSED RED 65mm THICK TACTILE PAVING ON 25mm SAND CEMENT MORTAR BED LAID ON 60mm BINDER COURSE. EXISTING TYPE 1 SUB BASE TO BE RECOMPACTED TO CLAUSE 803
 - PROPOSED RED 65mm THICK TACTILE PAVING ON 25mm SAND CEMENT MORTAR BED LAID ON 60mm BINDER COURSE AND 150mm TYPE 1 SUB BASE
 - PROPOSED 100 x 200 x 80mm PRE-CAST CONCRETE BLOCK WITH APPLIED BALLONTINI TO BE INSTALLED AS PART OF THE TACTILE ARRANGEMENT
 - PROPOSED 65mm THICK TRAMLINE PAVING ON 25mm SAND CEMENT MORTAR BED LAID ON 60mm BINDER COURSE. EXISTING TYPE 1 SUB BASE TO BE RECOMPACTED TO CLAUSE 803
 - PROPOSED 65mm THICK TRAMLINE PAVING ON 25mm SAND CEMENT MORTAR BED LAID ON 60mm BINDER COURSE AND 150mm TYPE 1 SUB BASE
 - PROPOSED 65mm THICK CORDUROY PAVING ON 25mm SAND CEMENT MORTAR BED LAID ON 60mm BINDER COURSE AND 150mm TYPE 1 SUB BASE
 - RED COLOURED STONE MASTIC ASPHALT 6mm SURF (CLAUSE 18.05), 25mm THICK LAID ON 60mm THICK AC14 CLOSE SURF DENSE ASPHALT CONCRETE. EXISTING TYPE 1 SUB BASE TO BE RECOMPACTED TO CLAUSE 803
 - RED COLOURED STONE MASTIC ASPHALT 6mm SURF (CLAUSE 18.05), 25mm THICK LAID ON 60mm THICK AC14 CLOSE SURF DENSE ASPHALT CONCRETE ON 225mm TYPE 1 SUB BASE
 - PROPOSED 200mm x 100mm x 80mm RED PRECAST CONCRETE RECTANGULAR BLOCKS LAID ON 30mm CATEGORY II LAYING COURSE SAND TO BS7533 ON 190mm AC20 DENSE BIN 40-60 PEN
 - EXISTING GRANITE SETTS TO BE RELIAD TO SUIT NEW LEVELS LAID ON 60mm THICK AC14 CLOSE SURF DENSE ASPHALT CONCRETE ON 225mm TYPE 1 SUB BASE TO CLAUSE 803
 - PROPOSED 3mm BUFF ANTI SKID RESISTANT SURFACE TREATMENT ON 40mm THICK CAMBRIDGESHIRE ASPHALT SURFACE COURSE (CLAUSE 12.03 OR 12.04) ON 65mm AC 20 DENSE BIN
 - PROPOSED 3mm ANTI SKID RESISTANT SURFACE TREATMENT ON 40mm THICK CAMBRIDGESHIRE ASPHALT SURFACE COURSE (CLAUSE 12.03 OR 12.04) ON 65mm AC 20 DENSE BIN
 - PROPOSED RAIN GARDEN: PLANTING ON 300mm TOPSOIL AND 250mm SUBSOIL AND 200mm OF DRAINAGE AGGREGATE, REFER TO 4859-WSP-HF-XX-DR-LA-03005 FOR PLANTING AND FULL DETAILS
 - PROPOSED GRASS: ON 150mm TOPSOIL AND 300mm SUBSOIL, REFER TO 4859-WSP-HF-XX-M2-LA-03000 FOR PLANTING AND FULL DETAILS
 - PROPOSED 125mm x 255mm PRE-CAST CONCRETE BULLNOSE KERB LAID ON 150mm CONCRETE AS PER THE HERCS STANDARDS
 - PROPOSED 50mm x 150mm PRE-CAST CONCRETE FLUSH EDGING LAID ON 150mm CONCRETE AS PER THE HERCS STANDARDS (6mm MAX UPSTAND)
 - PROPOSED 125mm x 150mm PRE-CAST CONCRETE FLUSH KERB WITH DROPPER LAID ON 150mm CONCRETE AS PER THE HERCS STANDARDS (6mm MAX UPSTAND)
 - PROPOSED PRE-CAST CONCRETE DISHED CHANNEL LAID ON 20mm CLASS 1 MORTAR AND 150mm CONCRETE AS PER THE HERCS STANDARDS



REV	DATE	BY	DESCRIPTION	CHK	APD
P03	09.08.2023	AOS	UPDATED AS PER SIGNAL TEAMS COMMENTS	JAH	PF
P02	06.06.2023	AOS	UPDATED AS PER RSA COMMENTS	JAH	PF
P01	06.04.2023	AOS	FIRST ISSUE	JAH	PF

DRAWING STATUS: **DETAILED DESIGN**

wsp

70 Chancery Lane, London, WC2A 1AF
www.wsp.com

CLIENT: **GREATER CAMBRIDGE PARTNERSHIP**

PROJECT: **HASLINGFIELD GREENWAY**

TITLE: **GENERAL ARRANGEMENT SHEET 01 OF 03**

SCALE @ A1: 1:250

DATE: 09.08.2023

DESIGN/DRAWN: AOS

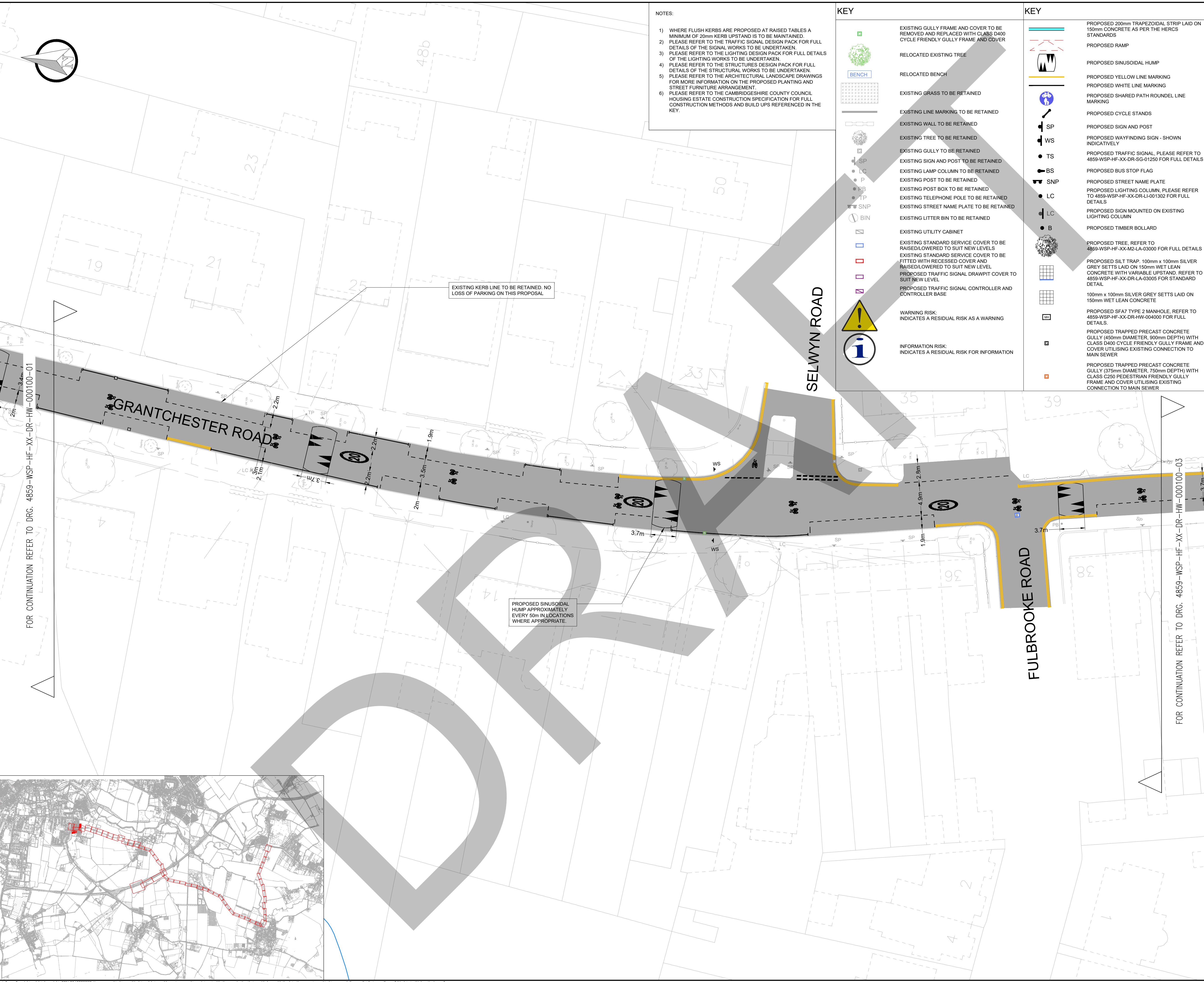
CHECKED: JAH

APPROVED: PF

WSP PROJECT NO: 70093178

DRAWING No: 4859-WSP-HF-XX-DR-HW-000100-01

REV: P03



- NOTES:
- WHERE FLUSH KERBS ARE PROPOSED AT RAISED TABLES A MINIMUM OF 20mm KERB UPSTAND IS TO BE MAINTAINED.
 - PLEASE REFER TO THE TRAFFIC SIGNAL DESIGN PACK FOR FULL DETAILS OF THE SIGNAL WORKS TO BE UNDERTAKEN.
 - PLEASE REFER TO THE LIGHTING DESIGN PACK FOR FULL DETAILS OF THE LIGHTING WORKS TO BE UNDERTAKEN.
 - PLEASE REFER TO THE STRUCTURES DESIGN PACK FOR FULL DETAILS OF THE STRUCTURAL WORKS TO BE UNDERTAKEN.
 - PLEASE REFER TO THE ARCHITECTURAL LANDSCAPE DRAWINGS FOR MORE INFORMATION ON THE PROPOSED PLANTING AND STREET FURNITURE ARRANGEMENT.
 - PLEASE REFER TO THE CAMBRIDGESHIRE COUNTY COUNCIL HOUSING ESTATE CONSTRUCTION SPECIFICATION FOR FULL CONSTRUCTION METHODS AND BUILD UPS REFERENCED IN THE KEY.

- KEY
- EXISTING GULLY FRAME AND COVER TO BE REMOVED AND REPLACED WITH CLASS D400 CYCLE FRIENDLY GULLY FRAME AND COVER
 - RELOCATED EXISTING TREE
 - RELOCATED BENCH
 - EXISTING GRASS TO BE RETAINED
 - EXISTING LINE MARKING TO BE RETAINED
 - EXISTING WALL TO BE RETAINED
 - EXISTING TREE TO BE RETAINED
 - EXISTING GULLY TO BE RETAINED
 - EXISTING SIGN AND POST TO BE RETAINED
 - EXISTING LAMP COLUMN TO BE RETAINED
 - EXISTING POST TO BE RETAINED
 - EXISTING TELEPHONE POLE TO BE RETAINED
 - EXISTING STREET NAME PLATE TO BE RETAINED
 - EXISTING LITTER BIN TO BE RETAINED
 - EXISTING UTILITY CABINET
 - EXISTING STANDARD SERVICE COVER TO BE RAISED/LOWERED TO SUIT NEW LEVELS
 - EXISTING STANDARD SERVICE COVER TO BE FITTED WITH RECESSED COVER AND RAISED/LOWERED TO SUIT NEW LEVEL
 - PROPOSED TRAFFIC SIGNAL DRAWPIP COVER TO SUIT NEW LEVEL
 - PROPOSED TRAFFIC SIGNAL CONTROLLER AND CONTROLLER BASE
 - WARNING RISK: INDICATES A RESIDUAL RISK AS A WARNING
 - INFORMATION RISK: INDICATES A RESIDUAL RISK FOR INFORMATION

- KEY
- PROPOSED 200mm TRAPEZOIDAL STRIP LAID ON 150mm CONCRETE AS PER THE HERCS STANDARDS
 - PROPOSED RAMP
 - PROPOSED SINUSOIDAL HUMPS
 - PROPOSED YELLOW LINE MARKING
 - PROPOSED WHITE LINE MARKING
 - PROPOSED SHARED PATH ROUNDEL LINE MARKING
 - PROPOSED CYCLE STANDS
 - PROPOSED SIGN AND POST
 - PROPOSED WAYFINDING SIGN - SHOWN INDICATIVELY
 - PROPOSED TRAFFIC SIGNAL, PLEASE REFER TO 4859-WSP-HF-XX-DR-SG-01250 FOR FULL DETAILS
 - PROPOSED BUS STOP FLAG
 - PROPOSED STREET NAME PLATE
 - PROPOSED LIGHTING COLUMN, PLEASE REFER TO 4859-WSP-HF-XX-DR-LI-001302 FOR FULL DETAILS
 - PROPOSED SIGN MOUNTED ON EXISTING LIGHTING COLUMN
 - PROPOSED TIMBER BOLLARD
 - PROPOSED TREE, REFER TO 4859-WSP-HF-XX-M2-LA-03000 FOR FULL DETAILS
 - PROPOSED SILT TRAP: 100mm x 100mm SILVER GREY SETTS LAID ON 150mm WET LEAN CONCRETE
 - 100mm x 100mm SILVER GREY SETTS LAID ON 150mm WET LEAN CONCRETE
 - PROPOSED SFA7 TYPE 2 MANHOLE, REFER TO 4859-WSP-HF-XX-DR-HW-004000 FOR FULL DETAILS
 - PROPOSED TRAPPED PRECAST CONCRETE GULLY (450mm DIAMETER, 900mm DEPTH) WITH CLASS D400 CYCLE FRIENDLY GULLY FRAME AND COVER UTILISING EXISTING CONNECTION TO MAIN SEWER
 - PROPOSED TRAPPED PRECAST CONCRETE GULLY (375mm DIAMETER, 750mm DEPTH) WITH CLASS C250 PEDESTRIAN FRIENDLY GULLY FRAME AND COVER UTILISING EXISTING CONNECTION TO MAIN SEWER

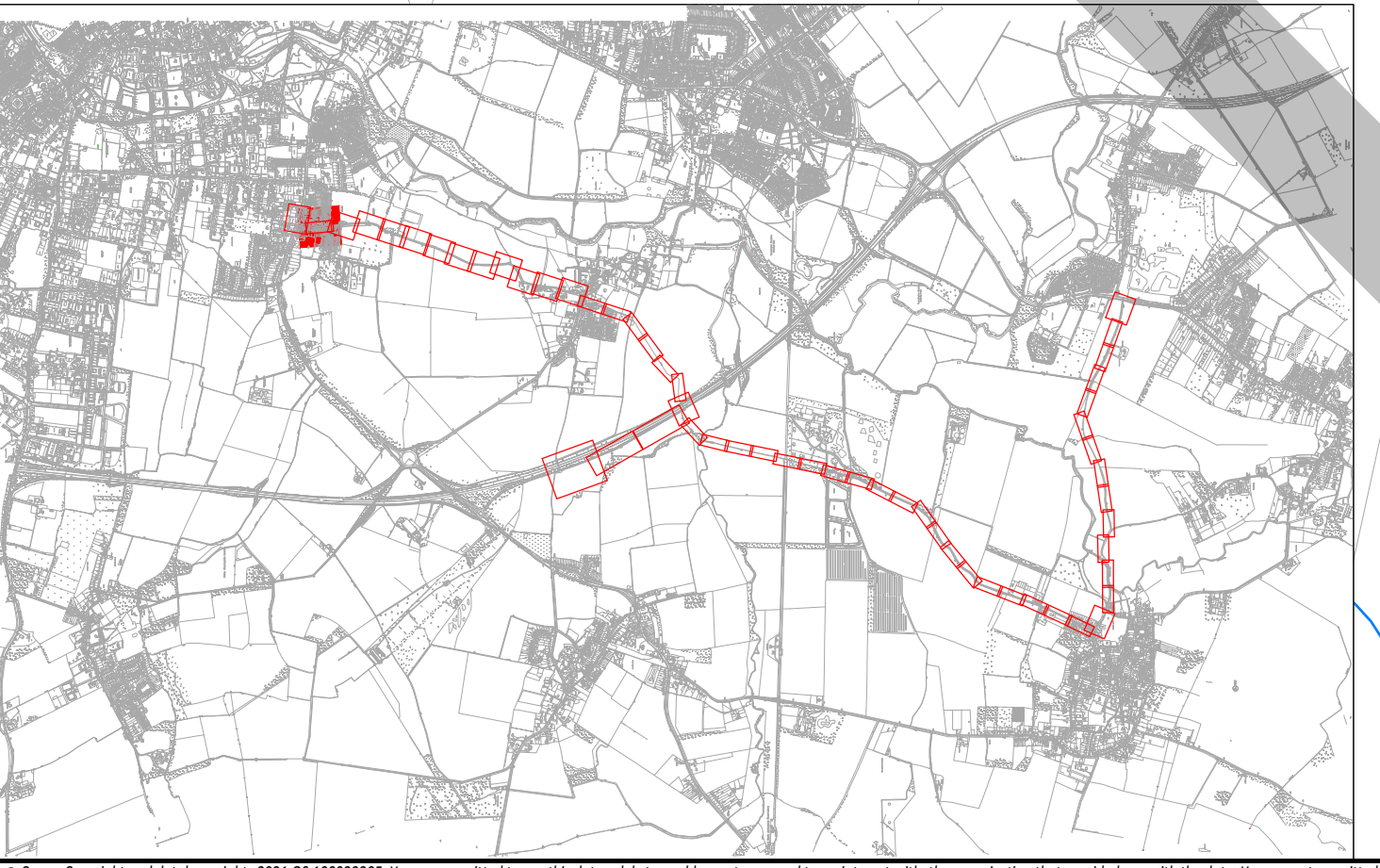
- KEY
- FULL RECONSTRUCTION: PROPOSED 40mm THICK CAMBRIDGESHIRE ASPHALT SURFACE COURSE (CLAUSE 12.03) ON 190mm AC 20 DENSE BIN ON RECOMPACT EXISTING TYPE 1 SUB BASE TO CLAUSE 803
 - PROPOSED 40mm THICK CAMBRIDGESHIRE ASPHALT SURFACE COURSE (CLAUSE 12.03) ON 65mm AC 20 DENSE BIN
 - PROPOSED FOOTWAY ASPHALT: 25mm THICK AC6 DENSE SURF LAID ON 60mm THICK AC14 CLOSE DENSE SURF DENSE ASPHALT CONCRETE EXISTING TYPE 1 SUB BASE TO BE RECOMPACTED TO CLAUSE 803
 - PROPOSED BUFF 65mm THICK TACTILE PAVING ON 25mm SAND CEMENT MORTAR BED LAID ON 60mm BINDER COURSE. EXISTING TYPE 1 SUB BASE TO BE RECOMPACTED TO CLAUSE 803.
 - PROPOSED BUFF 65mm THICK TACTILE PAVING ON 25mm SAND CEMENT MORTAR BED LAID ON 60mm BINDER COURSE AND 150mm TYPE 1 SUB BASE
 - PROPOSED RED 65mm THICK TACTILE PAVING ON 25mm SAND CEMENT MORTAR BED LAID ON 60mm BINDER COURSE. EXISTING TYPE 1 SUB BASE TO BE RECOMPACTED TO CLAUSE 803
 - PROPOSED RED 65mm THICK TACTILE PAVING ON 25mm SAND CEMENT MORTAR BED LAID ON 60mm BINDER COURSE AND 150mm TYPE 1 SUB BASE
 - PROPOSED 100 x 200 x 80mm PRE-CAST CONCRETE BLOCK WITH APPLIED BALLONTINI TO BE INSTALLED AS PART OF THE TACTILE ARRANGEMENT
 - PROPOSED 65mm THICK TRAMLINE PAVING ON 25mm SAND CEMENT MORTAR BED LAID ON 60mm BINDER COURSE. EXISTING TYPE 1 SUB BASE TO BE RECOMPACTED TO CLAUSE 803
 - PROPOSED 65mm THICK TRAMLINE PAVING ON 25mm SAND CEMENT MORTAR BED LAID ON 60mm BINDER COURSE AND 150mm TYPE 1 SUB BASE
 - PROPOSED 65mm THICK CORDUROY PAVING ON 25mm SAND CEMENT MORTAR BED LAID ON 60mm BINDER COURSE AND 150mm TYPE 1 SUB BASE
 - RED COLOURED STONE MASTIC ASPHALT 6mm THICK AC14 CLOSE SURF DENSE ASPHALT CONCRETE. EXISTING TYPE 1 SUB BASE TO BE RECOMPACTED TO CLAUSE 803
 - RED COLOURED STONE MASTIC ASPHALT 6mm SURF (CLAUSE 18.05), 25mm THICK LAID ON 60mm THICK AC14 CLOSE SURF DENSE ASPHALT CONCRETE ON 225mm TYPE 1 SUB BASE
 - PROPOSED 200mm x 100mm x 80mm RED PRECAST CONCRETE RECTANGULAR BLOCKS LAID ON 30mm CATEGORY II LAYING COURSE SAND TO BS7533 ON 190mm AC20 DENSE BIN 40-60 PEN
 - EXISTING GRANITE SETTS TO BE RELIAD TO SUIT NEW LEVELS LAID ON 60mm THICK AC14 CLOSE SURF DENSE ASPHALT CONCRETE ON 225mm TYPE 1 SUB BASE TO CLAUSE 803
 - PROPOSED 3mm BUFF ANTI SKID RESISTANT SURFACE TREATMENT ON 40mm THICK CAMBRIDGESHIRE ASPHALT SURFACE COURSE (CLAUSE 12.03 OR 12.04) ON 65mm AC 20 DENSE BIN
 - PROPOSED 3mm ANTI SKID RESISTANT SURFACE TREATMENT ON 40mm THICK CAMBRIDGESHIRE ASPHALT SURFACE COURSE (CLAUSE 12.03 OR 12.04) ON 65mm AC 20 DENSE BIN
 - PROPOSED RAIN GARDEN: PLANTING ON 300mm TOPSOIL AND 250mm SUBSOIL AND 200mm OF DRAINAGE AGGREGATE. REFER TO 4859-WSP-HF-XX-DR-LA-03005 FOR PLANTING AND FULL DETAILS
 - PROPOSED GRASS: ON 150mm TOPSOIL AND 300mm SUBSOIL. REFER TO 4859-WSP-HF-XX-M2-LA-03000 FOR PLANTING AND FULL DETAILS
 - PROPOSED 125mm x 255mm PRE-CAST CONCRETE BULLNOSE KERB LAID ON 150mm CONCRETE AS PER THE HERCS STANDARDS
 - PROPOSED 50mm x 150mm PRE-CAST CONCRETE FLUSH EDGING LAID ON 150mm CONCRETE AS PER THE HERCS STANDARDS (6mm MAX UPSTAND)
 - PROPOSED 125mm x 150mm PRE-CAST CONCRETE FLUSH KERB WITH DROPPER LAID ON 150mm CONCRETE AS PER THE HERCS STANDARDS (6mm MAX UPSTAND)
 - PROPOSED PRE-CAST CONCRETE DISHED CHANNEL LAID ON 20mm CLASS 1 MORTAR AND 150mm CONCRETE AS PER THE HERCS STANDARDS

FOR CONTINUATION REFER TO DRG. 4859-WSP-HF-XX-DR-HW-000100-01

FOR CONTINUATION REFER TO DRG. 4859-WSP-HF-XX-DR-HW-000100-03

EXISTING KERB LINE TO BE RETAINED. NO LOSS OF PARKING ON THIS PROPOSAL

PROPOSED SINUSOIDAL HUMPS APPROXIMATELY EVERY 50m IN LOCATIONS WHERE APPROPRIATE.



REV	DATE	BY	DESCRIPTION	CHK	APD
P03	09.08.2023	AOS	UPDATED AS PER SIGNAL TEAMS COMMENTS	JAH	PF
P02	06.06.2023	AOS	UPDATED AS PER RSA COMMENTS	JAH	PF
P01	06.04.2023	AOS	FIRST ISSUE	JAH	PF

DRAWING STATUS: **DETAILED DESIGN**

wsp
70 Chancery Lane, London, WC2A 1AF
www.wsp.com

CLIENT: **GREATER CAMBRIDGE PARTNERSHIP**

PROJECT: **HASLINGFIELD GREENWAY**

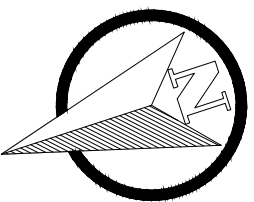
TITLE: **GENERAL ARRANGEMENT SHEET 02 OF 03**

SCALE @ A1	DATE	DESIGN/DRAWN	CHECKED	APPROVED	SHEET
1:250	09.08.2023	AOS	JAH	PF	A1

WSP PROJECT NO: **70093178**

DRAWING No: **4859-WSP-HF-XX-DR-HW-000100-02** REV: **P03**

© Crown Copyright and database rights 2021 OS 10002305. You are permitted to use this data solely to enable you to respond to, or interact with, the organisation that provided you with the data. You are not permitted to copy, sub-licence, distribute or sell any of this data to third parties in any form.



- NOTES:
- 1) WHERE FLUSH KERBS ARE PROPOSED AT RAISED TABLES A MINIMUM OF 20mm KERB UPSTAND IS TO BE MAINTAINED.
 - 2) PLEASE REFER TO THE TRAFFIC SIGNAL DESIGN PACK FOR FULL DETAILS OF THE SIGNAL WORKS TO BE UNDERTAKEN.
 - 3) PLEASE REFER TO THE LIGHTING DESIGN PACK FOR FULL DETAILS OF THE LIGHTING WORKS TO BE UNDERTAKEN.
 - 4) PLEASE REFER TO THE STRUCTURES DESIGN PACK FOR FULL DETAILS OF THE STRUCTURAL WORKS TO BE UNDERTAKEN.
 - 5) PLEASE REFER TO THE ARCHITECTURAL LANDSCAPE DRAWINGS FOR MORE INFORMATION ON THE PROPOSED PLANTING AND STREET FURNITURE ARRANGEMENT.
 - 6) PLEASE REFER TO THE CAMBRIDGESHIRE COUNTY COUNCIL HOUSING ESTATE CONSTRUCTION SPECIFICATION FOR FULL CONSTRUCTION METHODS AND BUILD UPS REFERENCED IN THE KEY.

- KEY
- EXISTING GULLY FRAME AND COVER TO BE REMOVED AND REPLACED WITH CLASS D400 CYCLE FRIENDLY GULLY FRAME AND COVER
 - RELOCATED EXISTING TREE
 - RELOCATED BENCH
 - EXISTING GRASS TO BE RETAINED
 - EXISTING LINE MARKING TO BE RETAINED
 - EXISTING WALL TO BE RETAINED
 - EXISTING TREE TO BE RETAINED
 - EXISTING GULLY TO BE RETAINED
 - EXISTING SIGN AND POST TO BE RETAINED
 - EXISTING LAMP COLUMN TO BE RETAINED
 - EXISTING POST TO BE RETAINED
 - EXISTING POST BOX TO BE RETAINED
 - EXISTING TELEPHONE POLE TO BE RETAINED
 - EXISTING STREET NAME PLATE TO BE RETAINED
 - EXISTING LITTER BIN TO BE RETAINED
 - EXISTING UTILITY CABINET
 - EXISTING STANDARD SERVICE COVER TO BE RAISED/LOWERED TO SUIT NEW LEVELS
 - EXISTING STANDARD SERVICE COVER TO BE FITTED WITH RECESSED COVER AND RAISED/LOWERED TO SUIT NEW LEVEL
 - PROPOSED TRAFFIC SIGNAL DRAWPIP COVER TO SUIT NEW LEVEL
 - PROPOSED TRAFFIC SIGNAL CONTROLLER AND CONTROLLER BASE
 - WARNING RISK: INDICATES A RESIDUAL RISK AS A WARNING
 - INFORMATION RISK: INDICATES A RESIDUAL RISK FOR INFORMATION

- KEY
- PROPOSED 200mm TRAPEZOIDAL STRIP LAID ON 150mm CONCRETE AS PER THE HERCS STANDARDS
 - PROPOSED RAMP
 - PROPOSED SINUSOIDAL HUMP
 - PROPOSED YELLOW LINE MARKING
 - PROPOSED WHITE LINE MARKING
 - PROPOSED SHARED PATH ROUNDEL LINE MARKING
 - PROPOSED CYCLE STANDS
 - PROPOSED SIGN AND POST
 - PROPOSED WAYFINDING SIGN - SHOWN INDICATIVELY
 - PROPOSED TRAFFIC SIGNAL, PLEASE REFER TO 4859-WSP-HF-XX-DR-SG-01250 FOR FULL DETAILS
 - PROPOSED BUS STOP FLAG
 - PROPOSED STREET NAME PLATE
 - PROPOSED LIGHTING COLUMN, PLEASE REFER TO 4859-WSP-HF-XX-DR-LI-001302 FOR FULL DETAILS
 - PROPOSED SIGN MOUNTED ON EXISTING LIGHTING COLUMN
 - PROPOSED TIMBER BOLLARD
 - PROPOSED TREE, REFER TO 4859-WSP-HF-XX-M2-LA-03000 FOR FULL DETAILS
 - PROPOSED SILT TRAP: 100mm x 100mm SILVER GREY SETTS LAID ON 150mm WET LEAN CONCRETE WITH VARIABLE UPSTAND, REFER TO 4859-WSP-HF-XX-DR-LA-03005 FOR STANDARD DETAIL
 - 100mm x 100mm SILVER GREY SETTS LAID ON 150mm WET LEAN CONCRETE
 - PROPOSED SFA7 TYPE 2 MANHOLE, REFER TO 4859-WSP-HF-XX-DR-HW-004000 FOR FULL DETAILS
 - PROPOSED TRAPPED PRECAST CONCRETE GULLY (450mm DIAMETER, 900mm DEPTH) WITH CLASS D400 CYCLE FRIENDLY GULLY FRAME AND COVER UTILISING EXISTING CONNECTION TO MAIN SEWER
 - PROPOSED TRAPPED PRECAST CONCRETE GULLY (375mm DIAMETER, 750mm DEPTH) WITH CLASS C250 PEDESTRIAN FRIENDLY GULLY FRAME AND COVER UTILISING EXISTING CONNECTION TO MAIN SEWER

- KEY
- FULL RECONSTRUCTION: PROPOSED 40mm THICK CAMBRIDGESHIRE ASPHALT SURFACE COURSE (CLAUSE 12.03) ON 190mm AC 20 DENSE BIN OR RECOMPACT EXISTING TYPE 1 SUB BASE TO CLAUSE 803
 - PROPOSED 40mm THICK CAMBRIDGESHIRE ASPHALT SURFACE COURSE (CLAUSE 12.03) ON 65mm AC 20 DENSE BIN
 - PROPOSED FOOTWAY ASPHALT: 25mm THICK AC6 DENSE SURF LAID ON 60mm THICK AC14 CLOSE SURF DENSE ASPHALT CONCRETE EXISTING TYPE 1 SUB BASE TO BE RECOMPACTED TO CLAUSE 803
 - PROPOSED 25mm THICK AC6 DENSE SURF LAID ON 60mm THICK AC14 CLOSE SURF DENSE ASPHALT CONCRETE ON 150mm TYPE 1 SUB BASE
 - PROPOSED BUFF 65mm THICK TACTILE PAVING ON 25mm SAND CEMENT MORTAR BED LAID ON 60mm BINDER COURSE. EXISTING TYPE 1 SUB BASE TO BE RECOMPACTED TO CLAUSE 803.
 - PROPOSED BUFF 65mm THICK TACTILE PAVING ON 25mm SAND CEMENT MORTAR BED LAID ON 60mm BINDER COURSE AND 150mm TYPE 1 SUB BASE
 - PROPOSED RED 65mm THICK TACTILE PAVING ON 25mm SAND CEMENT MORTAR BED LAID ON 60mm BINDER COURSE. EXISTING TYPE 1 SUB BASE TO BE RECOMPACTED TO CLAUSE 803
 - PROPOSED RED 65mm THICK TACTILE PAVING ON 25mm SAND CEMENT MORTAR BED LAID ON 60mm BINDER COURSE AND 150mm TYPE 1 SUB BASE
 - PROPOSED 100 x 200 x 80mm PRE-CAST CONCRETE BLOCK WITH APPLIED BALLONTINI TO BE INSTALLED AS PART OF THE TACTILE ARRANGEMENT
 - PROPOSED 65mm THICK TRAMLINE PAVING ON 25mm SAND CEMENT MORTAR BED LAID ON 60mm BINDER COURSE. EXISTING TYPE 1 SUB BASE TO BE RECOMPACTED TO CLAUSE 803
 - PROPOSED 65mm THICK TRAMLINE PAVING ON 25mm SAND CEMENT MORTAR BED LAID ON 60mm BINDER COURSE AND 150mm TYPE 1 SUB BASE
 - PROPOSED 65mm THICK CORDUROU PAVING ON 25mm SAND CEMENT MORTAR BED LAID ON 60mm BINDER COURSE AND 150mm TYPE 1 SUB BASE
 - RED COLOURED STONE MASTIC ASPHALT 6mm THICK AC14 CLOSE SURF DENSE ASPHALT CONCRETE. EXISTING TYPE 1 SUB BASE TO BE RECOMPACTED TO CLAUSE 803
 - RED COLOURED STONE MASTIC ASPHALT 6mm SURF (CLAUSE 18.05), 25mm THICK LAID ON 60mm THICK AC14 CLOSE SURF DENSE ASPHALT CONCRETE ON 225mm TYPE 1 SUB BASE
 - PROPOSED 200mm x 100mm x 80mm RED PRECAST CONCRETE RECTANGULAR BLOCKS LAID ON 30mm CATEGORY II LAYING COURSE SAND TO BS5333 ON 190mm AC20 DENSE BIN 40-60 PEN
 - EXISTING GRANITE SETTS TO BE RELIAD TO SUIT NEW LEVELS LAID ON 60mm THICK AC14 CLOSE SURF DENSE ASPHALT CONCRETE ON 225mm TYPE 1 SUB BASE TO CLAUSE 803
 - PROPOSED 3mm BUFF ANTI SKID RESISTANT SURFACE TREATMENT ON 40mm THICK CAMBRIDGESHIRE ASPHALT SURFACE COURSE (CLAUSE 12.03 OR 12.04) ON 65mm AC 20 DENSE BIN
 - PROPOSED 3mm ANTI SKID RESISTANT SURFACE TREATMENT ON 40mm THICK CAMBRIDGESHIRE ASPHALT SURFACE COURSE (CLAUSE 12.03 OR 12.04) ON 65mm AC 20 DENSE BIN
 - PROPOSED RAIN GARDEN: PLANTING ON 300mm TOPSOIL AND 250mm SUBSOIL AND 200mm OF DRAINAGE AGREGATE. REFER TO 4859-WSP-HF-XX-DR-LA-03005 FOR PLANTING AND FULL DETAILS
 - PROPOSED GRASS: ON 150mm TOPSOIL AND 300mm SUBSOIL. REFER TO 4859-WSP-HF-XX-M2-LA-03000 FOR PLANTING AND FULL DETAILS
 - PROPOSED 125mm x 255mm PRE-CAST CONCRETE BULLNOSE KERB LAID ON 150mm CONCRETE AS PER THE HERCS STANDARDS
 - PROPOSED 50mm x 150mm PRE-CAST CONCRETE FLUSH EDGING LAID ON 150mm CONCRETE AS PER THE HERCS STANDARDS (6mm MAX UPSTAND)
 - PROPOSED 125mm x 150mm PRE-CAST CONCRETE FLUSH KERB WITH DROPPER LAID ON 150mm CONCRETE AS PER THE HERCS STANDARDS (6mm MAX UPSTAND)
 - PROPOSED PRE-CAST CONCRETE DISHED CHANNEL LAID ON 20mm CLASS 1 MORTAR AND 150mm CONCRETE AS PER THE HERCS STANDARDS

PROPOSAL TO BE SUBMITTED AS PART OF THE REMAINING DETAILED DESIGN PACK



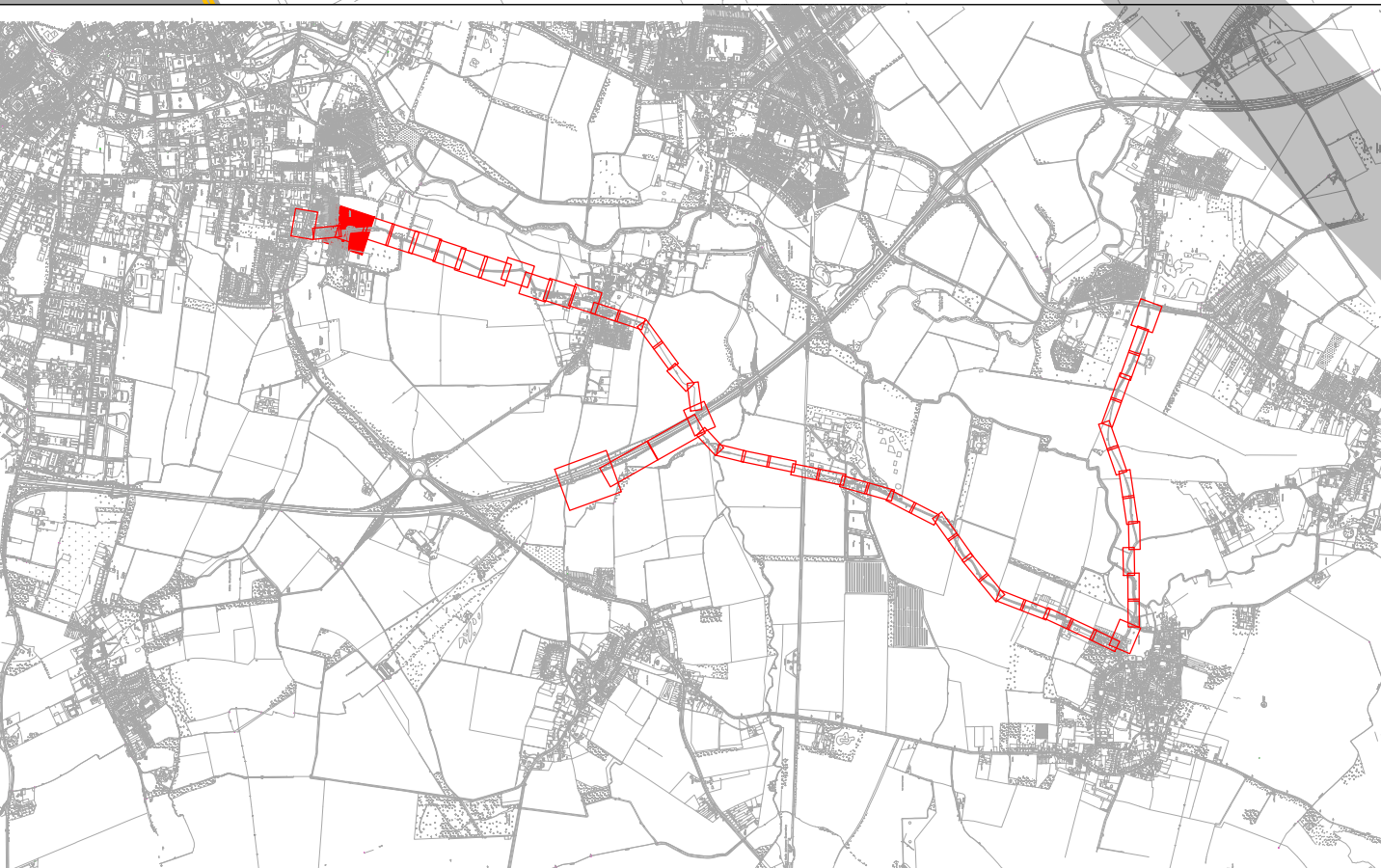
PROPOSED TEMPORARY TIE-IN DESIGN AND TRAFFIC MANAGEMENT TO BE DETERMINED BY PRINCIPAL CONTRACTOR.

EXISTING KERB LINE TO BE RETAINED. NO LOSS OF PARKING ON THIS PROPOSAL

OVERHANGING EXISTING TREE BRANCHES WITHIN THE HIGHWAY BOUNDARY TO BE TRIMMED. TREE WITHIN PRIVATE LAND.

FOR CONTINUATION REFER TO DRG. 4859-WSP-HF-XX-DR-HW-000100-02

FOR CONTINUATION REFER TO DRG. 4859-WSP-HF-XX-DR-HW-000100-04



PO3	09.08.2023	AOS	UPDATED AS PER SIGNAL TEAMS COMMENTS	JAH	PF
PO2	06.06.2023	AOS	UPDATED AS PER RSA COMMENTS	JAH	PF
PO1	06.04.2023	AOS	FIRST ISSUE	JAH	PF
REV	DATE	BY	DESCRIPTION	CHK	APD

DRAWING STATUS: **DETAILED DESIGN**



70 Chancery Lane, London, WC2A 1AF
www.wsp.com

CLIENT: **GREATER CAMBRIDGE PARTNERSHIP**



PROJECT: **HASLINGFIELD GREENWAY**

TITLE: **GENERAL ARRANGEMENT SHEET 03 OF 03**

SCALE @ A1	DATE	DESIGN/DRAWN	CHECKED	APPROVED	SHEET
1:250	09.08.2023	AOS	JAH	PF	A1
WSP PROJECT NO.		70093178			

DRAWING No.	REV
4859-WSP-HF-XX-DR-HW-000100-03	P03

© Crown Copyright and database rights 2021 OS 10002305. You are permitted to use this data solely to enable you to respond to, or interact with, the organisation that provided you with the data. You are not permitted to copy, sub-license, distribute or sell any of this data to third parties in any form.